

FENDT

CARAVAN



Saphir • Bianco Selection • Bianco Activ • Tendenza • Opal • Diamant • Brillant

2017

www.fendt-caravan.com



Quality is the common denominator of all Fendt caravans

Useful functions and timeless design In this season, a new tougher entrance door ensures more safety and comfort, more space for entering and leaving as well as an appearance which integrates perfectly in the overall design. A flush-fitted window in the single-piece door with shading is the absolute novelty of the caravans of model year 2017.

After all, we want to surprise and convince our experienced caravan owners again and again.



04	Saphir – offers the most varied layout programme of Fendt Caravans
16	Bianco Selection/Bianco Activ – comfortable travelling caravans in two different equipment lines and layouts
32	Tendenza – demonstrates the trends at Fendt Caravan
42	Opal – the modern top class with innovative spatial solutions in upscale interior design
54	Diamant – sets the standard in the established exclusive top class
64	Brillant – is the highlight in the Fendt Caravan luxury programme
74	Series equipment – chassis, outside construction
76	Interesting aspects on the subjects: Outside area, kitchen, bed and bath
84	Dimensions and weights of all series
87	Signs and symbols



Saphir – offers the most varied layout programme of Fendt Caravans

The Saphir programme can satisfy from “fond of travelling” to “steadfastness”.

The most extensive layout selection is provided for almost all popular spatial solutions. Here it is easiest for the interested caravan enthusiast to find access to the “Fendt Caravan World” through this series.

SAPHIR

FENDT-CARAVAN



Saphir – living world Arno. Layout 495 SFB

SAPHIR



Saphir – living world Castello. Layout 515 SG



495 SFB



515 SG



650 SKM

SAPHIR

Details – all about Saphir

Despite all the common features of Fendt Caravans, there are series characteristics, which are especially interesting.

- Saphir is available with attractive bunk bed variants
- It offers the most versions of lounge suite arrangements, among others also a rather seldomly offered central seating arrangement
- This series offers a variety of kitchen solutions
- Saphir stands out for its warm furniture finish of Lulea dark birch. Optionally, the fabric variant Arno (see page 6/7) and Castello (see page 8/9) are available



515 SG

The extensive standard equipment of Saphir

The standard equipment is opulent in all series. The lists will help you comparing.



515 SG

All standard in Saphir:

Living area / sleep area

Furniture in dark "Lulea birch décor" • Upholstery variant "Arno" (pages 6 / 7) or "Castello" (pages 8 / 9) • LED illumination • Ceiling lamp (12 V / LED) with two circuits • Single-post lift table in the round seat group* • Folding door • Indirect illumination (LED) • Slatted frame with fully flexible and permanently elastic joint bridges as well as hardness setting (single and French beds) • Liftomat (single and French beds) • Mattresses: Sprung mattress (single and French beds) • MIDI roof hood (Dometic) with crank, forced ventilation, integrated pleated shade and fly screen • PVC floor covering, hard-wearing, easy to clean • Back cushion, shape upholstered • Gooseneck reading spot (12 V) in round seat group • Seat upholstery with high density • Ventilated storage cupboards and with indirect ceiling lighting (LED) • Stowage compartments with soft close hinges • Carpet in the door area with Fendt Caravan logo lettering • Winter backrests

Kitchen / bath

Waste collector integrated into the entrance door • Workplace illumination (LED) • Baking oven integrated with grill (gas)* • Illumination in bathroom (LED / 12 V) • Shower cabin* • Towel holder, clothes hook and toilet paper holder in chrome look • Cooker with ignition protection, automatic ignition (four flames)* • Cooker flushing combination with ignition protection, automatic ignition, divided cast iron grid and divided glass cover (three flames)* • Comfort pleated roller blinds at the kitchen window • (Super) Slim Tower kitchen with large sliding drawer* • Kitchen pullout with wire basket* • Refrigerator (105 l) with removable freezer compartment and interior lighting* • Refrigerator (140 l) Slim Tower with removable freezer compartment and interior lighting* • Refrigerator (150 l) Super Slim Tower with removable freezer compartment and interior lighting* • Light strip in the mouldings of the stowage compartment (kitchen) • Mixing tap in the kitchen made of brass* • Central washing area* with large wall units, generous storage area below the washbasin and illuminated mirror • Mirror cabinet in the bathroom* • Sink made of stainless steel with glass cover* • Flush toilet with diode level indicator and waste-holding tank (rollable) • Chrome bicolour washing room door handle • Wash basins in white with shelves, bathroom cabinet and illuminated mirror • Bathroom window, hinged with frosted glass and fly screen / blackout roller blinds*

Water

Wastewater tank mobile (24 l) • Fresh water (fixed tank 10^d/25^e) litres) with outside fill* • Fresh water (fixed tank 10^d/45^e) litres) with outside fill* • Fresh water level gauge • Warm water heater Truma Therme 230 V with mixing tap

Multimedia

TV cable laid (230 V socket)

Technical / heating / air-conditioning

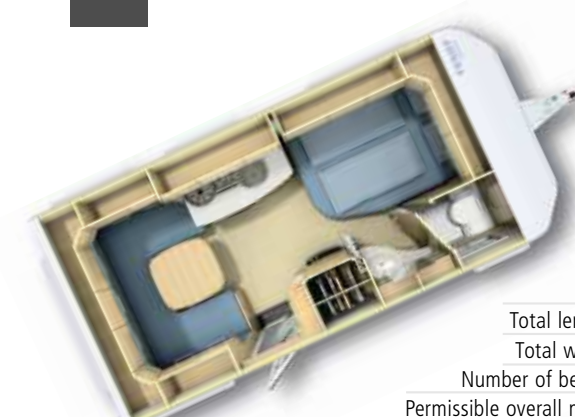
Gas heating S 3004 P with Piezo ignition (TRUMA)* • Gas heating S 5004 with automatic ignition system (TRUMA)* • Smoke detector • Switch at the entrance door for ceiling lamp and awning lamp • Switching power supply 350 W • Fuse box (230 V) with fault-current circuit breaker (protective safety switch) • Spot light(s) (LED / 12 V) • Sockets 230 V • Warm air system with fan (1 x 12 V)* • Warm air system with fan (2 x 12 V)*

* depending on the model

Signs and symbols - see page 87

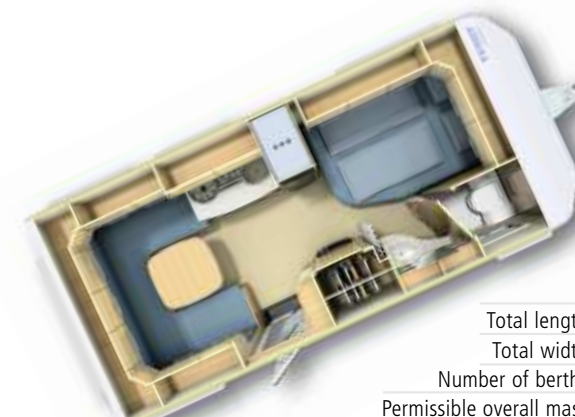
SAPHIR

FENDT-CARAVAN




445 TFB

Total length	cm	677
Total width	cm	232
Number of berths		4
Permissible overall mass	kg	1500 ^{g)}
Mass in running order	kg ^{d)}	1208



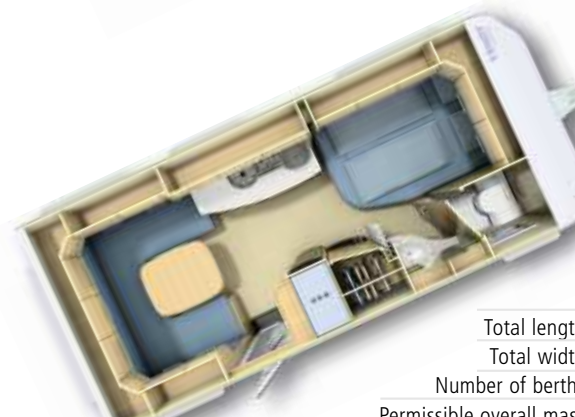
465 SFB

Total length	cm	703
Total width	cm	232
Number of berths		4
Permissible overall mass	kg	1500 ^{g)}
Mass in running order	kg ^{d)}	1278




495 SF

Total length	cm	722
Total width	cm	232
Number of berths		4
Permissible overall mass	kg	1600 / 1700 ^{h) g)}
Mass in running order	kg ^{d)}	1328




495 SFB

Total length	cm	722
Total width	cm	232
Number of berths		4
Permissible overall mass	kg	1600 / 1700 ^{h) g)}
Mass in running order	kg ^{d)}	1318



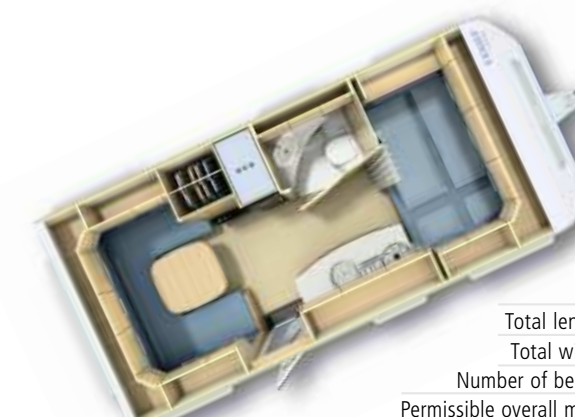
560 SKM

Total length	cm	772
Total width	cm	250
Number of berths		5
Permissible overall mass	kg	1700 ^{g)}
Mass in running order	kg ^{d)}	1490



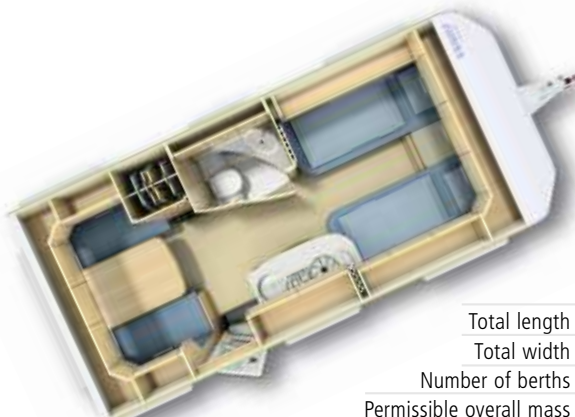
650 SKM

Total length	cm	861
Total width	cm	250
Number of berths		6
Permissible overall mass	kg	2000 ^{g)}
Mass in running order	kg ^{d)}	1728



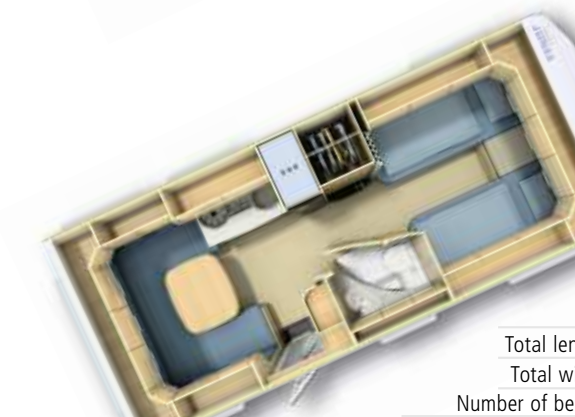
465 SQ

Total length	cm	703
Total width	cm	232
Number of berths		4
Permissible overall mass	kg	1500 ^{g)}
Mass in running order	kg ^{d)}	1278




465 TG

Total length	cm	703
Total width	cm	232
Number of berths		4
Permissible overall mass	kg	1500 ^{g)}
Mass in running order	kg ^{d)}	1258




515 SG

Total length	cm	751
Total width	cm	232
Number of berths		4
Permissible overall mass	kg	1600 / 1700 ^{h) g)}
Mass in running order	kg ^{d)}	1408




560 SF

Total length	cm	772
Total width	cm	250
Number of berths		4
Permissible overall mass	kg	1700 ^{g)}
Mass in running order	kg ^{d)}	1488



700 SFD

Total length	cm	902
Total width	cm	250
Number of berths		4
Permissible overall mass	kg	2000 ^{g)}
Mass in running order	kg ^{d)}	1800



700 SGD

Total length	cm	902
Total width	cm	250
Number of berths		4
Permissible overall mass	kg	2000 ^{g)}
Mass in running order	kg ^{d)}	1790

Dimensions and weights of all series and models as from page 84
Signs and symbols - page 87



BIANCO *SELECTION*

BIANCO *ACTIV*

FENDT-CARAVAN

Bianco Selection and Bianco Activ – out and about comfortably

Here the frequent travellers find a comfortable travelling companion.

The right choice of compact overall lengths are found here as well as the suitable layouts for caravan enthusiasts who are out and about frequently. Lately, the Bianco Selection has been supplemented with some cot models. The manoeuvrable and compact Bianco Selection and Bianco Activ caravans are loyal travelling companions.



Bianco Selection – living world Monza. Layout 465 TG

BIANCO *SELECTION*



550 SKM

Details – all about Bianco Selection

Despite all the common features of Fendt Caravans, there are series characteristics, which are especially interesting.



515 SKE

BIANCO SELECTION

- Bianco Selection is the series for frequent travellers who do not want to miss the usual Fendt comfort
- It offers most variants of caravans with compact length, and is also available with children's room layout
- Bianco Selection offers a multitude of kitchen arrangements
- Bianco Selection in light Nabucco Cherry furniture finish is available in both fabric variants Foggia (see pages 22/23) and Monza (see pages 18/19)

Bianco Selection – living world Foggia. Layout 465 SFB



The extensive standard equipment of Bianco Selection

The standard equipment in all series is extensive, but differs in the detail. The lists will help you comparing.

All standard in Bianco Selection:

Living area / sleep area

Furniture in dark "Nabucco Cherry décor" • Upholstery variant "Foggia" (pages 22 / 23) or "Monza" (pages 18 / 19) • LED illumination • Ceiling lamp (12 V / LED) with two circuits • Single-post lift table in the round seat group* • Folding door • Indirect illumination (LED) • Slatted frame with fully flexible and permanently elastic joint bridges as well as hardness setting (single and French beds)* • Liftomat (single and French beds)* • Mattresses: Sprung mattress (single and French beds)* • MIDI roof hood (Dometic) with crank, forced ventilation, integrated pleated shade and fly screen • PVC floor covering, hard-wearing, easy to clean • Back cushion, shape upholstered • Gooseneck reading spot (12 V) in round seat group • Seat upholstery with high density • Ventilated storage cupboards and with indirect ceiling lighting (LED) • Stowage compartments with soft close hinges • Carpet in the door area with Fendt Caravan logo lettering • Winter backrests

Kitchen / bath

Waste collector integrated into the entrance door • Workplace lighting (LED) • Lighting in bathroom (LED / 12 V) • Towel holder, clothes hook and toilet paper holder in chrome look • Cooker flushing combination with ignition protection, automatic ignition, divided cast iron grating and divided glass cover (three flames) * • Comfort pleated roller blinds at the kitchen window* • (Super) Slim Tower kitchen with large sliding drawer* • Kitchen pullout with wire basket* • Refrigerator (105 l) with removable freezer compartment and interior lighting* • Refrigerator (140 l) Slim Tower with removable freezer compartment and interior lighting* • Refrigerator (150 l) Super Slim Tower with removable freezer compartment and interior lighting* • Light strip in the mouldings of the stowage compartment (kitchen) • Mixing tap in the kitchen made of brass • Central washing area* with large wall units, generous storage area below the washbasin and illuminated mirror • Mirror cabinet in the bathroom* • Flush toilet with diode level indicator and waste-holding tank (rollable) • Chrome bicolour washing room door handle • Wash basins in white with shelves, bathroom cabinet and illuminated mirror • Bathroom window, hinged with frosted glass and fly screen / blackout roller blinds

Water

Wastewater tank mobile (24 l) • Fresh water (fixed tank 10^{dl}/25^{el} litres) with outside fill* • Fresh water level gauge • Warm water heater Truma Therme 230 V with mixing tap

Multimedia

TV holder SKY with articulate arm* • TV cable laid (230 V socket)

Technical / heating / air-conditioning

Gas heating S 3004 P with Piezo ignition(TRUMA)* • Gas heating S 5004 with automatic ignition system (TRUMA)* • Smoke detector • Switch at the entrance door for ceiling lamp and awning lamp • Switching power supply 350 W • Fuse box (230 V) with fault-current circuit breaker (protective safety switch) • Spot light(s)(LED / 12 V) • Sockets 230 V • Warm air system with fan (1 x 12 V)

* depending on the model

Signs and symbols - see page 87

BIANCO *SELECTION*



Bianco Activ – living world Monza. Layout 465 SGE

BIANCO *ACTIV*



The special features of Bianco Activ

Within the Bianco series there are two different equipment lines and different layout variants. The special features of Bianco Activ at a glance here.



- Bianco Activ has quite a number of extra features for especially ambitious frequent travellers, such as a larger outside stowage compartment, higher beds and a TRUMA gas heating Combi 4 with CP Plus and iNet ready
- It offers layouts which are suitable especially for active use, and is the only model with a transverse kitchen (495 SFE)
- Like Bianco Selection, Bianco Activ is also available in Nabucco Cherry furniture style and in the fabric variants Foggia (see pages 28 / 29) and Monza (see pages 24 / 25)

Bianco Activ – living world Foggia. Layout 515 SGE



The extensive standard equipment of Bianco Activ


The series equipment of Bianco Activ offers some other very special additional equipment characteristics for frequent travellers and thus a useful added value.

Standard equipment Bianco Activ (see Bianco Selection - page 23)


Additional standard equipment Bianco Activ:

- Gas heating Combi 4 with CP Plus and iNet ready with distribution of air and integrated water boiler (TRUMA)
 - 4,000 W nominal heat output
 - Lower power consumption
 - FrostControl as a standard feature
 - Ideal warm air distribution ensured by four warm air outlets
 - Short warm-up time of water and long showering pleasure
 - Long-life stainless steel water tank
 - Boost function for quick warm water supply and room heating
 - All functions programmable by timer switch
- higher beds (with transverse loading function)*
- larger outside stowage compartment
- increased loading capacity on account of reinforced chassis

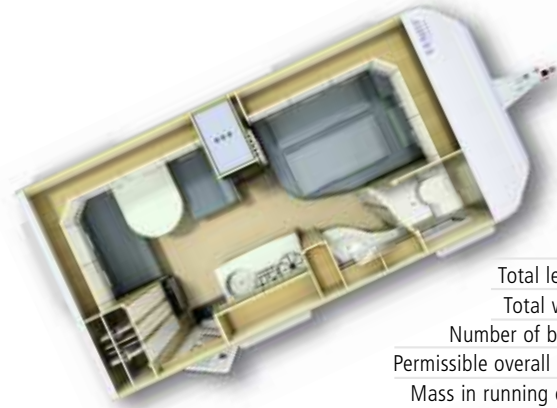
* depending on the model



BIANCO *ACTIV*




390 FH		
Total length	cm	602
Total width	cm	232
Number of berths		3
Permissible overall mass	kg	1300 ^{g)}
Mass in running order	kg ^{c)}	1098



435 SF		
Total length	cm	652
Total width	cm	232
Number of berths		3
Permissible overall mass	kg	1500 ^{g)}
Mass in running order	kg ^{c)}	1218



445 TFB		
Total length	cm	677
Total width	cm	232
Number of berths		4
Permissible overall mass	kg	1500 ^{g)}
Mass in running order	kg ^{c)}	1218



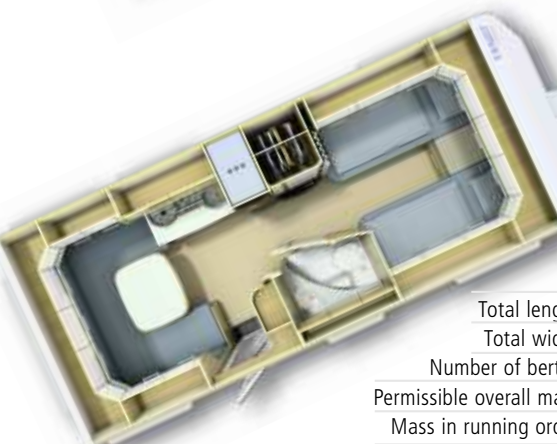
465 SFB		
Total length	cm	703
Total width	cm	232
Number of berths		4
Permissible overall mass	kg	1500 ^{g)}
Mass in running order	kg ^{c)}	1268



465 TG		
Total length	cm	703
Total width	cm	232
Number of berths		4
Permissible overall mass	kg	1500 ^{g)}
Mass in running order	kg ^{c)}	1268



495 SF		
Total length	cm	722
Total width	cm	232
Number of berths		4
Permissible overall mass	kg	1600 / 1700 ^{h) g)}
Mass in running order	kg ^{c)}	1348

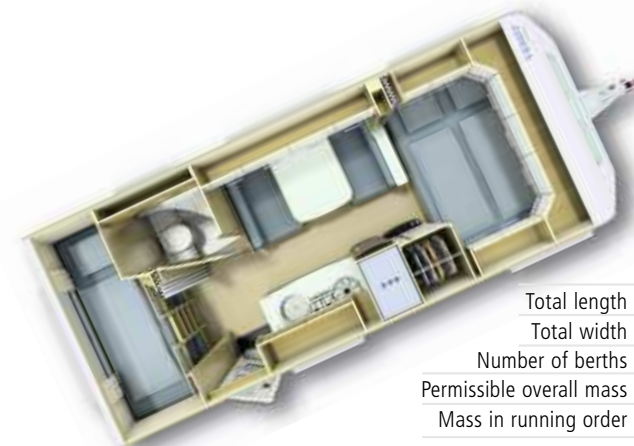


515 SG		
Total length	cm	751
Total width	cm	232
Number of berths		4
Permissible overall mass	kg	1600 / 1700 ^{h) g)}
Mass in running order	kg ^{c)}	1408

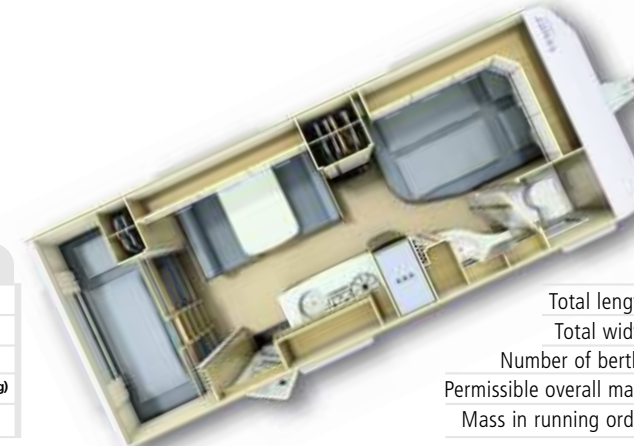


515 SKE		
Total length	cm	751
Total width	cm	232
Number of berths		5
Permissible overall mass	kg	1600 / 1700 ^{h) g)}
Mass in running order	kg ^{c)}	1388

BIANCO *SELECTION*

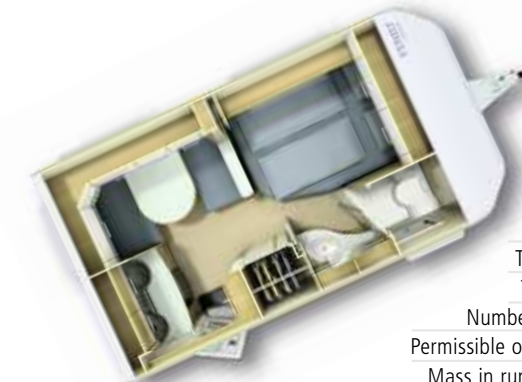


515 SKM		
Total length	cm	751
Total width	cm	232
Number of berths		5
Permissible overall mass	kg	1600 / 1700 ^{h) g)}
Mass in running order	kg ^{c)}	1408

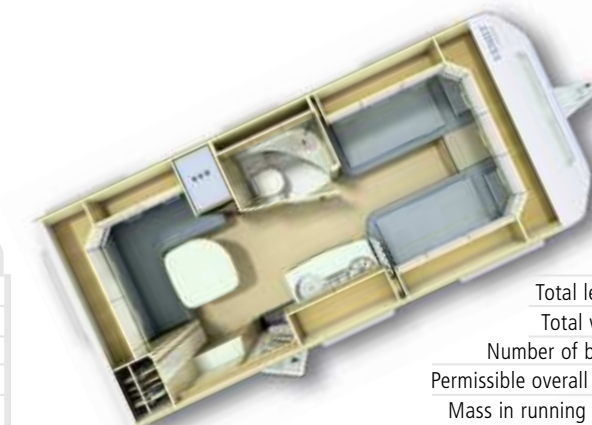


550 SKM		
Total length	cm	772
Total width	cm	232
Number of berths		5
Permissible overall mass	kg	1600 / 1700 ^{h) g)}
Mass in running order	kg ^{c)}	1428

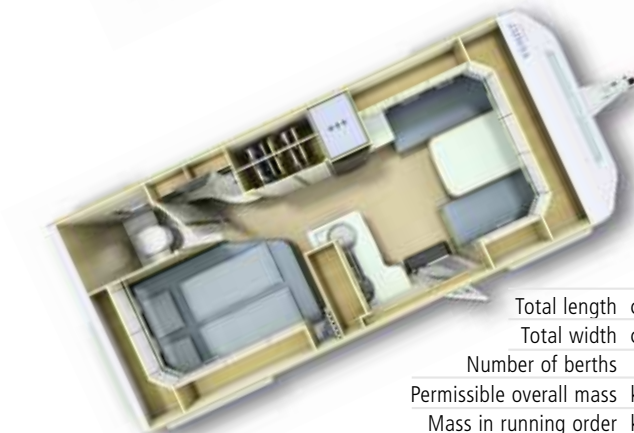
BIANCO *ACTIV*



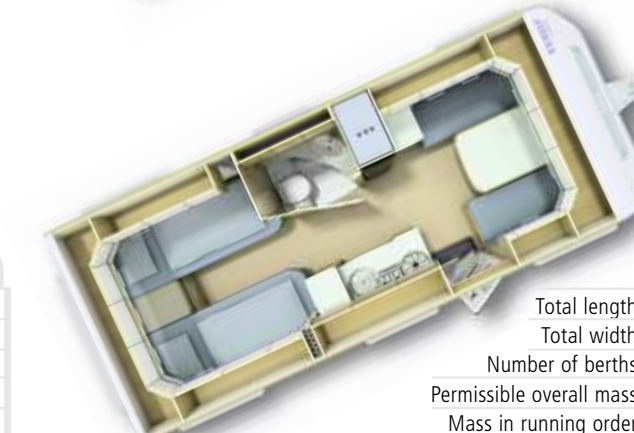
390 FHE		
Total length	cm	602
Total width	cm	232
Number of berths		3
Permissible overall mass	kg	1500 ^{g)}
Mass in running order	kg ^{c)}	1113



465 SGE		
Total length	cm	703
Total width	cm	232
Number of berths		2
Permissible overall mass	kg	1600 / 1700 ^{h) g)}
Mass in running order	kg ^{c)}	1333



495 SFE		
Total length	cm	722
Total width	cm	232
Number of berths		4
Permissible overall mass	kg	1700 ^{g)}
Mass in running order	kg ^{c)}	1323



515 SGE		
Total length	cm	751
Total width	cm	232
Number of berths		4
Permissible overall mass	kg	1700 ^{g)}
Mass in running order	kg ^{c)}	1423

Dimensions and weights of all series and models as from page 84

Signs and symbols - page 87



Tendenza – demonstrates the trends at Fendt Caravan

Persons who appreciate the extraordinary optical realisation in high-quality workmanship will discover the right caravan for themselves here.

With Tendenza, Fendt Caravan addresses caravan owners in the whole of Europe who are looking for a caravan in high-quality and trend-oriented interior design. Classic on the outside, innovative on the inside.

TENDENZA

FENDT-CARAVAN



Tendenza – living world Vicenza. Layout 515 SG

TENDENZA



Details – all about Tendenza

Despite all the common features of Fendt Caravans, there are series characteristics, which are especially interesting.

Tendenza – living world Cala. Layout 495 SF



- Tendenza is the series with many innovation from the world of furniture design
- It is fitted with a cutting-edge gas heating Combi 4 with CP Plus and iNet ready
- It offers a kitchen arrangement in modern bar appearance (495 SF)
- Tendenza is available in furniture finish of elm tree high-gloss as well as in two fabric variants of Cala (see pages 36 / 37) and Vicenza (see pages 34 / 35)



The extensive standard equipment of Tendenza

All versions of Fendt Caravans come with generous array of standard equipment, but nonetheless there are sufficient differences.



All standard in Tendenza:

Living area / sleep area

Furniture in "elm tree high gloss" finish • Upholstery variant "Cala" (page 36 / 37) or "Vicenza" (pages 34 / 35) • LED illumination • Ceiling lamp (12 V / LED) with two circuits • Decoration pack (2 cushions / 1 table runner) • Single-post lift table in the round seat group • Folding door • Mosquito net door in the entrance area • Indirect illumination (LED) • Slatted frame with fully flexible and permanently elastic joint bridges as well as hardness setting (single and French beds) • Light strip in the mouldings of the stowage compartment • Liftomat (single and French beds) • Mattresses: Sprung mattress (single and French beds) • MIDI roof hood (Dometic) with crank, forced ventilation, integrated pleated shade and fly screen • PVC floor covering, hard-wearing, easy to clean • Back cushion, shape upholstered • Seat upholstery with high density • Ventilated storage cupboards and with indirect ceiling lighting (LED) • Stowage compartments with soft-close hinges • Carpet in the door area with Fendt Caravan logo lettering • Carpeted floor, chained and loosely laid • Winter backrests

Kitchen / bath

Waste collector integrated into the entrance door • Workplace lighting (LED) • Lighting in bathroom (LED / 12 V) • Towel holder, clothes hook and toilet paper holder in chrome look • Cooker flushing combination with ignition protection, automatic ignition, divided cast iron grating and divided glass cover (three flames) • Comfort pleated roller blinds at the kitchen window • (Super) Slim Tower kitchen with large sliding drawer • Kitchen pullout with wire basket* • Refrigerator (140 l) Slim Tower with removable freezer compartment and interior lighting* • Refrigerator (150 l) Super Slim Tower with removable freezer compartment and interior lighting* • Mixing tap in the kitchen made of brass* • Central washing area* with large wall units, generous storage area below the washbasin and illuminated mirror • Mirror cabinet in the bathroom* • Flush toilet with diode level indicator and waste-holding tank (rollable) • Chrome bicolour washing room door handle • Wash basin in solid surface material with shelves, bathroom cabinet and illuminated mirror • Bathroom window, hinged with frosted glass and fly screen / blackout roller blinds

Water

Wastewater tank mobile (24 l) • Fresh water (fixed tank 10^d/25^e) litres) with outside fill* • Fresh water level gauge • Warm water boiler 10 l (C gas heating) with mixing tap (TRUMA)

Multimedia

TV holder SKY with articulate arm** • TV cable laid (230 V socket)

Technical / heating / air-conditioning

Gas heating Combi 4 with CP Plus and iNet ready with distribution of air and integrated water boiler (TRUMA) • Smoke detector • Switch at the entrance door for ceiling lamp and awning lamp • Switching power supply 350 W • Fuse box (230 V) with fault-current circuit breaker (protective safety switch) • Spot light(s)(LED / 12 V) • Sockets 230 V

* depending on the model

** at 495 SF

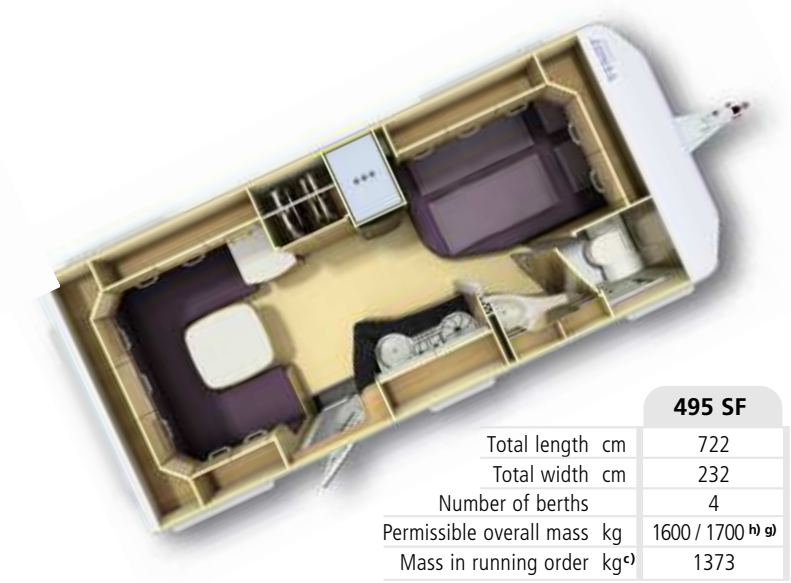
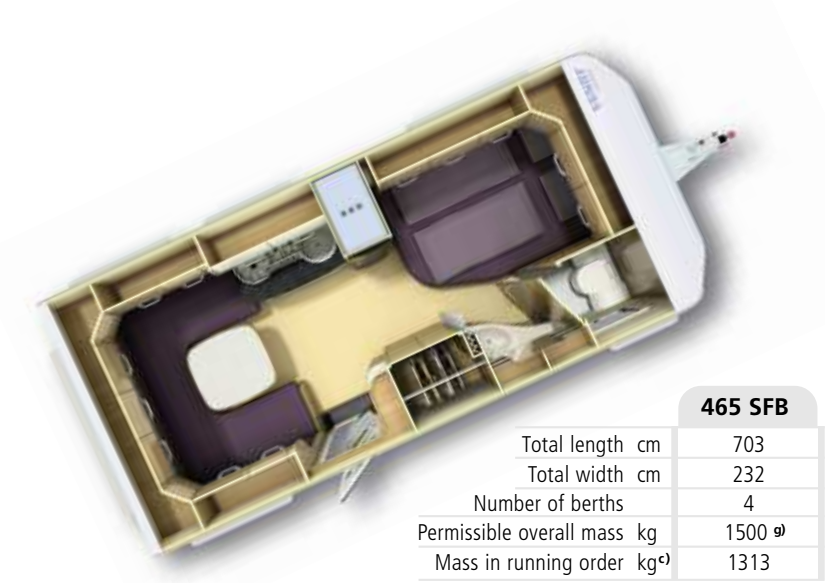
Signs and symbols - see page 87

TENDENZA

FENDT-CARAVAN



495 SF



Dimensions and weights of all series and models as from page 84
Signs and symbols - page 87

TENDENZA

FENDT-CARAVAN



Opal – the modern Fendt Caravan top class

The Opal stands for the modern implementation of traditional demands expected in the top class.

This series, which has established itself in the upper class of caravans, sets store by innovative spatial solutions which are known only from the world of upscale living design.

Here the caravan enthusiast finds stylistically confident and modern combinations of high-quality materials in traditional craftsmanship techniques.

OPAL


FENDT-CARAVAN



Opal – living world Gavi. Layout 560 SG

OPAL





Details – all about Opal

As a common feature, Fendt Caravans have extensive standard equipment which leaves nothing to be desired. Special features are plenty nonetheless in this model range.



- The Opal is the modern interpretation of the Fendt top class, and demonstrates this by the successful combination of material and design
- It offers a number of floor plans with completely different spatial solutions in the arrangement of the kitchen, seat group, bathroom and beds
- This series offers an L-shaped kitchen variant as well (560 SRF)
- The Opal is available in the Chimera oak bicolour furniture finish and in two fabric variants: Gavi (see page 44/45) and Oliva (see page 46/47)



560 SRF

The extensive standard equipment of Opal

The lists will help you comparing the special features within the extensive standard series equipment.



560 SG

All standard in Opal:

Living area / sleep area
Furniture in bicoloured “Chimera oak décor” • Upholstery variant “Gavi” (pages 44 / 45) or “Oliva” (pages 46 / 47) • LED illumination • Ceiling lamp (12 V / LED) with two circuits • Decoration pack (2 cushions / 1 table runner) • Single-post lift table in the round seat group • Folding door* • Mosquito net door in the entrance area • Wooden sliding door* • Indirect illumination (LED) • Head rests at the seat group, adjustable in height*** • Slatted frame with fully flexible and permanently elastic joint bridges as well as hardness setting (single and French beds) • Light strip in the mouldings of the stowage compartment • Liftomat (single and French beds) • Mattresses: air-conditioned comfort foam (single and French beds) • MIDI roof hood (Dometic) with crank, forced ventilation, integrated pleated shade and fly screen • PVC floor covering, hard-wearing, easy to clean • Back cushion, shape upholstered • Gooseneck reading spot (12 V) in round seat group • Seat upholstery with high density • Ventilated storage cupboards and with indirect ceiling lighting (LED) • Stowage compartments with soft close hinges • Carpet in the door area with Fendt Caravan logo lettering • Carpeted floor, chained and loosely laid • Winter backrests

Kitchen / bath
Waste collector integrated into the entrance door • Workplace lighting (LED) • Baking oven integrated with grill (gas)**** • Illumination in bathroom (LED / 12 V) • Shower cabin**** • Towel holder, clothes hook and toilet paper holder in chrome look • Cooker with ignition protection, automatic ignition (four flames)**** • Cooker flushing combination with ignition protection, automatic ignition, divided cast iron grid and divided glass cover (three flames)* • Comfort pleated roller blinds at the kitchen window • (Super) Slim Tower kitchen with large sliding drawer* • Kitchen pullout with wire basket* • Refrigerator (105 l) with interior lighting and separate freezer compartment** • Refrigerator (150 l) Super Slim Tower with removable freezer compartment and interior lighting* • Mixer tap in the kitchen made of brass* • Central washing area* with large wall units, generous storage area below the washbasin and illuminated mirror • Mirror cabinet in the bathroom* • Stainless steel washbasin with glass cover**** • Flush toilet with diode level indicator and waste-holding tank (rollable) • Chrome bicolour washing room door handle • Wash basin in solid surface material with shelves, bathroom cabinet and illuminated mirror* • Washing room window hinged made of frosted glass with blackout and fly screen roller blinds

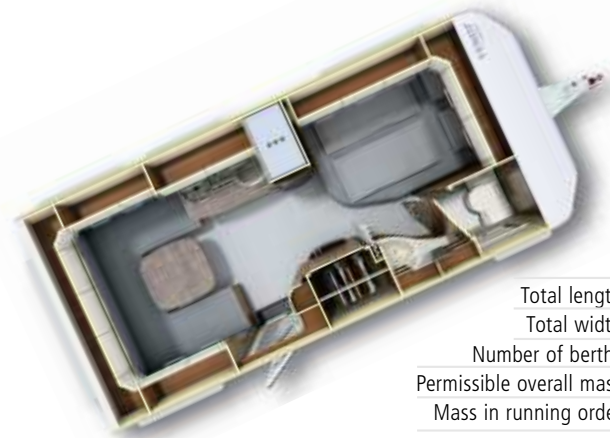
Water
Wastewater tank mobile (24 l) • Fresh water (fixed tank 10 d/25 e) litres) with outside fill* • Fresh water (fixed tank 10 d/45 e) litres) with outside fill* • Fresh water level gauge • Warm water heater Truma Therme 230 V with mixing tap

Multimedia
TV cable laid (230 V socket)

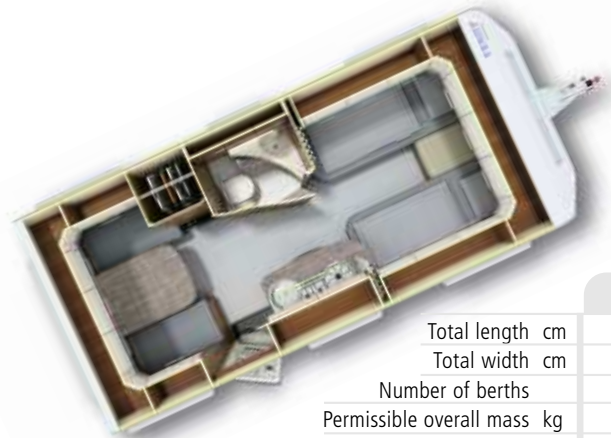
Technical / heating / air-conditioning
Gas heating S 3004 with automatic ignition system (TRUMA)* • Gas heating S 5004 with automatic ignition system (TRUMA)* • Smoke detector • Switch at the entrance door for ceiling lamp and awning lamp • Switching power supply 350 W • Fuse box (230 V) with fault-current circuit breaker (protective safety switch) • Spot light(s)(LED / 12 V) • Sockets 230 V • Warm air system with fan (1 x 12 V)* • Warm air system with fan (2 x 12 V)*

* depending on the model
** at 465 TG, *** at 560 SRF, **** at 650 SFD
Signs and symbols - see page 87





465 SFB		
Total length	cm	703
Total width	cm	232
Number of berths		4
Permissible overall mass	kg	1500 ^{g)}
Mass in running order	kg ^{d)}	1278




465 TG		
Total length	cm	703
Total width	cm	232
Number of berths		4
Permissible overall mass	kg	1500 ^{g)}
Mass in running order	kg ^{d)}	1268



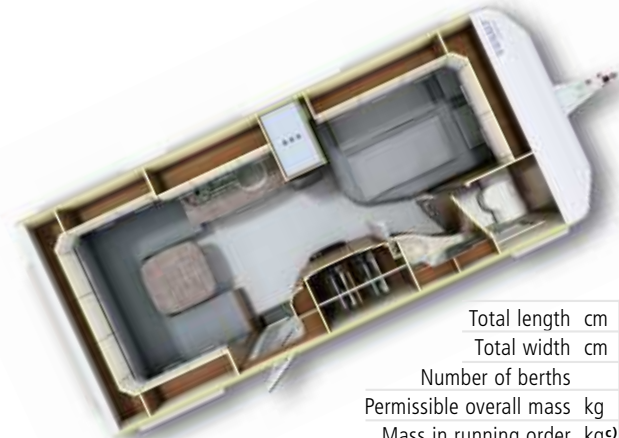
520 SFB		
Total length	cm	722
Total width	cm	250
Number of berths		4
Permissible overall mass	kg	1600 / 1700 ^{h) g)}
Mass in running order	kg ^{d)}	1398



550 SG		
Total length	cm	772
Total width	cm	232
Number of berths		4
Permissible overall mass	kg	1700 ^{g)}
Mass in running order	kg ^{d)}	1458



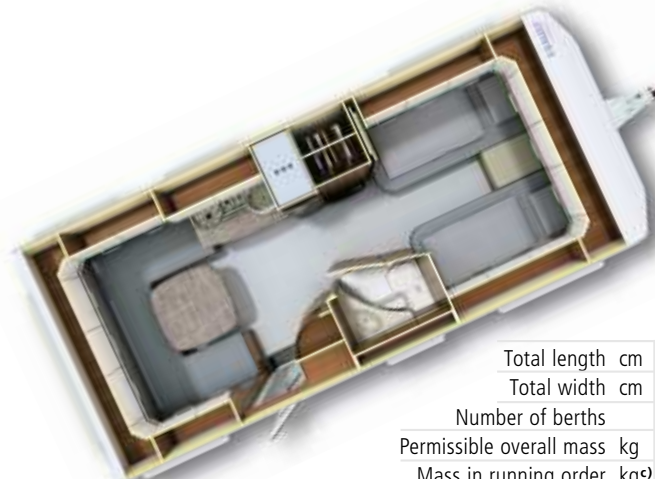
650 SFD		
Total length	cm	861
Total width	cm	250
Number of berths		4
Permissible overall mass	kg	2000 ^{g)}
Mass in running order	kg ^{d)}	1740



495 SFB		
Total length	cm	722
Total width	cm	232
Number of berths		4
Permissible overall mass	kg	1600 / 1700 ^{h) g)}
Mass in running order	kg ^{d)}	1348



515 SG		
Total length	cm	751
Total width	cm	232
Number of berths		4
Permissible overall mass	kg	1600 / 1700 ^{h) g)}
Mass in running order	kg ^{d)}	1408



560 SG		
Total length	cm	772
Total width	cm	250
Number of berths		4
Permissible overall mass	kg	1700 / 1800 ^{h) g)}
Mass in running order	kg ^{d)}	1508



560 SRF		
Total length	cm	772
Total width	cm	250
Number of berths		4
Permissible overall mass	kg	1700 / 1800 ^{h) g)}
Mass in running order	kg ^{d)}	1488

Dimensions and weights of all series and models as from page 84
Signs and symbols - page 87



Diamant – sets the standard in the established top class

This classic stable in value is a constant feature of Fendt Caravan. Consistently further developed and permanently improved.

For four decades the Diamant has enthused our caravan enthusiasts.

This series is a synonym for lasting value. Although the Diamant has been consistently further developed for this season, it is clear more than ever what idea is behind the name: The Diamant as a symbol for exclusivity and latest technology. Here the caravan enthusiast finds the timeless classic combination of high-quality materials and best design.

DIAMANT

FENDT-CARAVAN



Diamant – Living world Palazollo. Layout 550 SG

DIAMANT



560 SG



550 SG

Details – all about Diamant

Despite all common features which Fendt Caravans have especially in the external appearance, they have serial equipment in the details. But, there are many characteristic features within the different series.

Diamant – Living world Faro. Layout 560 SG



DIAMANT

560 SG

- The Diamant is the time constant of the Fendt Caravan top class. Design and material mix is geared to absolute high-level quality
- It offers classic arrangement in the room concept for discerning travels. The gas heating Combi 6 with CP Plus and iNet ready as well as an TFT operating panel (CI-BUS on-board management) and a melodious audio experience round off the upscale facilities impressively
- The Diamant is available in the exclusive Havel pear furniture finish and in three fabric variants: Faro (see page 58/59), Palazollo (see page 56/57), and Avellino (leather upholstery - special equipment, see page 62)



The extensive standard equipment of Diamant

Here are some details on the special features of the Diamant series.



All standard in Diamant:

Living area / sleep area
Furniture in “Havel pear oak décor” • Upholstery variant “Faro” (pages 58 / 59) or “Palazollo” (pages 56 / 57) as well as leather upholstery “Avellino” (special equipment page 62) • Illumination (12 V) in wardrobe with motion sensor • LED illumination • Ceiling lamp (12 V / LED) with two circuits, dimmable • Decoration pack (2 cushions / 1 table runner) • Single-post lift table in the round seat group • Mosquito net door in the entrance area • Wooden sliding door • Indirect illumination (LED) • Head rests at the seat group, adjustable in height • Slatted frame with fully flexible and permanently elastic joint bridges as well as hardness setting (single and French beds) • Light strip in the mouldings of the stowage compartment • Liftomat (single and French beds) • Mattresses: air-conditioned comfort foam (7 zones) (single and French beds) • MIDI roof hood (Dometic) with crank, forced ventilation, integrated pleated shade and fly screen • PVC floor covering, hard-wearing, easy to clean • Back cushion, shape upholstered • Gooseneck reading spot (12 V) in round seat group • Seat upholstery with high density • Ventilated storage cupboards and with indirect ceiling lighting (LED) • Stowage compartments with soft close hinges • Carpet in the door area with Fendt Caravan logo lettering • Carpeted floor, chained and loosely laid • Winter backrests • Living room cabinet with open fire covering**

Kitchen / bath
Waste collector integrated into the entrance door • Workplace lighting (LED) • Baking oven integrated with grill (gas)** • Illumination in bathroom (LED / 12 V) • Towel holder, clothes hook and toilet paper holder in chrome look • Cooker with ignition protection, automatic ignition (four flames)** • Cooker flushing combination with ignition protection, automatic ignition, divided cast iron grid and divided glass cover (three flames)* • Comfort pleated roller blinds at the kitchen window • (Super) Slim Tower kitchen with large sliding drawer • Kitchen pullout with wire basket* • Refrigerator (150 l) Super Slim Tower with removable freezer compartment and interior lighting • Mixer tap in the kitchen made of brass* • Central washing area* with large wall units, generous storage area below the washbasin and illuminated mirror • Mirror cabinet in the bathroom* • Stainless steel washbasin with glass cover** • Flush toilet with diode level indicator and waste-holding tank (rollable) • Chrome bicolour washing room door handle • Wash basin in solid surface material with shelves, bathroom cabinet and illuminated mirror • Washing room window hinged made of frosted glass with blackout and fly screen roller blinds

Water
Wastewater tank mobile (24 l) • Fresh water (fixed tank 10 d/25 e) litres) with outside fill* • Fresh water (fixed tank 10 d/45 e) litres) with outside fill* • Fresh water level gauge • Warm water boiler 10 l (C gas heating) with mixing tap (TRUMA)

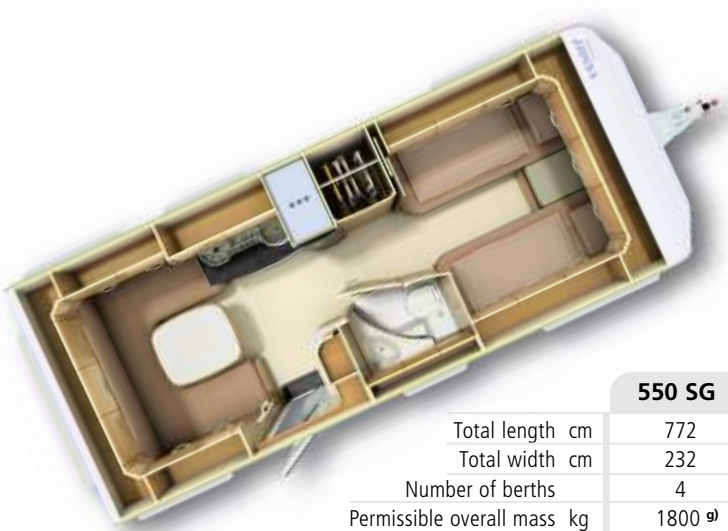
Multimedia
Sound package (radio / CD player Bluetooth reception) with loudspeakers (2) • TV holder SKY with articulate arm • TV cable laid (230 V socket)

Technical / heating / air-conditioning
Electric floor tempering system (in walk-on area) • Gas heating Combi 6 with CP Plus and iNet ready with distribution of air and integrated water boiler (TRUMA) • Smoke detector • Switch at the entrance door for ceiling lamp • Switching power supply 350 W • Fuse box (230 V) with fault-current circuit breaker (protective safety switch) • Spot light(s)(LED / 12 V) • Sockets 230 V • TFT operating panel (CI BUS board management)

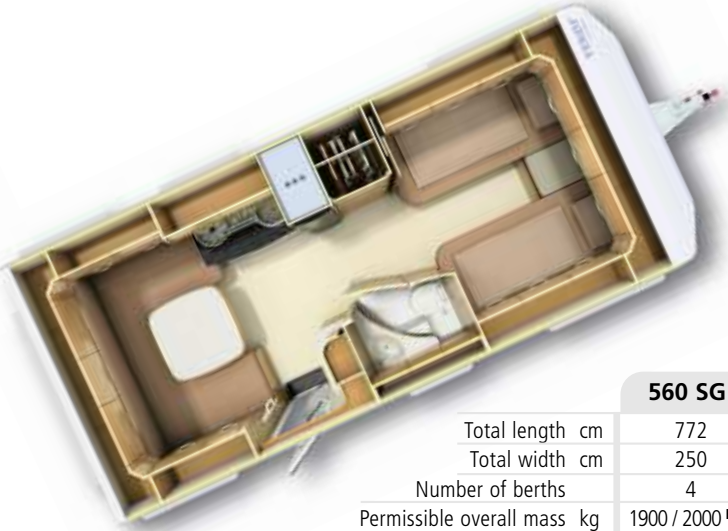
* depending on the model ** at 650 SG
Signs and symbols - see page 87



Diamant – Living world Avellino (special equipment). Layout 650 SG



550 SG	
Total length	cm 772
Total width	cm 232
Number of berths	4
Permissible overall mass	kg 1800 ^{g)}
Mass in running order	kg ^{c)} 1523



560 SG	
Total length	cm 772
Total width	cm 250
Number of berths	4
Permissible overall mass	kg 1900 / 2000 ^{h) g)}
Mass in running order	kg ^{c)} 1593



650 SG	
Total length	cm 861
Total width	cm 250
Number of berths	4
Permissible overall mass	kg 2000 ^{g)}
Mass in running order	kg ^{c)} 1853

Dimensions and weights of all series and models as from page 84
Signs and symbols - page 87

DIAMANT

FENDT-CARAVAN



Brillant – is the highlight in the Fendt Caravan luxury programme

On account of its construction in LFI technology solely, it holds the premium segment within the Fendt Caravan fleet. In addition, its equipment, which is equal to a yacht on wheels, more than lives up to the claim for luxury.

Brillant is produced in a combination of the latest manufacturing techniques and selected high-quality materials. It is the most outstanding position within the luxury segment of the premium brand of Fendt Caravan. Those who decide in favour of a Brilliant choose a caravan which strongly convinces by its overall appearance.



Brillant – Living world Faro. Layout 650 TF

BRILLANT



Details – all about Brilliant

Apart from all typical Fendt Caravan attributes, this series has numerous additional refineries to offer.



BRILLANT

- Apart from its high-quality interior design, Brilliant also comes up also with the biggest standard equipment of the Fendt Caravan programme
- Among other things, standard features are a central TFT operating panel (CI-BUS on-board management system) in the entrance area, a light switching system, an air-conditioning system on the roof, a gas heating Combi 6E with CP-PLUS and iNet Box for smartphone control with automatic climate control, a multimedia cabinet, a TEC tower with baking oven and many things more. And, in Brilliant 650 TF there is even a Queen size bed
- The Brilliant is available in ash high gloss furnishing finish and in the three fabric variants Faro (see pages 66 / 67), Palazollo (see page 72) and Avellino (leather upholstery - special equipment, see page 72)



The extensive standard equipment of Brillant

Within the Fendt Caravan series, Brillant holds a special position, also with respect to the standard equipment.



All standard in Brillant:

Living area / sleep area

Furniture in "ash high gloss" design • Upholstery variant "Faro" (pages 66 / 67) or "Palazollo" (page 72) as well as leather upholstery "Avellino" (special equipment, page 72) • Illumination (12 V) in wardrobe with movement detector • LED illumination • Overhead stowage area with illumination • Ceiling lamp ORBIS diffusing lens (12 V, LED), double switchable and dimmable • Decoration pack (2 cushions / 1 table runner) • Single-post lift table in the round seat group • Mosquito net door in the entrance area • Wooden sliding door • Indirect illumination (LED) • Head rests at the seat group, adjustable in height • Slatted frames with fully flexible and permanent elastic joints as well as adjustable firmness (single and French beds) • Light strip in the mouldings of the stowage compartments • Liftomat (single and French beds) • Mattresses: air-conditioned comfort foam (7 zones) (single and French beds) • MIDI roof hood (Dometic) with crank, forced ventilation, integrated pleated shade and fly screen • PVC floor covering, hard-wearing, easy to clean • Back cushion, shape upholstered • Gooseneck reading spot (12 V) in round seat group • Seat upholstery with high density • Ventilated storage cupboards and with indirect ceiling lighting (LED) • Stowage compartments with soft close hinges • Carpet in the door area with Fendt Caravan logo lettering • Carpeted floor, chained and loosely laid • Winter backrests • Apartment wall with open fire covering

Kitchen / bath

Waste collector integrated into the entrance door • Workplace lighting (LED) • Lighting in bathroom (LED / 12 V) • Shower cabin** • Towel holder, clothes hook and toilet paper holder in chrome look • Cooker flushing combination with ignition protection, automatic ignition, divided cast iron grating and divided glass cover (three flames) • Convenient pleated roller blinds at the kitchen window • Kitchen drawer with wire basket • Refrigerator (190 l) TEC Tower with interior lighting, separate freezer compartment as well as gas oven • Mixer tap in the kitchen made of brass • Central washing area* with large wall units, generous storage area below the washbasin and illuminated mirror • Mirror cabinet in the bathroom* • Flush toilet with diode level indicator and waste-holding tank (rollable) • Carpeted floor with logo in the washing room • Utensils board in the kitchen • Chrome bicolour washing room door handle • Wash basin in solid surface material with shelves, bathroom cabinet and illuminated mirror • Washing room window hinged made of frosted glass with blackout and fly screen roller blinds

Water

Wastewater tank mobile (24 l) • Fresh water (fixed tank 10^d/45^e) litres) with outside fill • Warm water boiler 10 l (C gas heating) with mixing tap (TRUMA)

Multimedia

Sound package (radio / CD player Bluetooth reception) with loudspeakers (4) • TV holder SKY with articulate arm • TV cable laid (230 V socket)

Technical / heating / air-conditioning

Self-sufficiency pack with battery (55 Ah) • Roof air conditioner Aventa comfort (TRUMA) • Electric floor tempering system (in walk-on area) • Gas heating Combi 6E with CP Plus with distribution of air and integrated water boiler (TRUMA) • iNET box for control of the heating and air conditioner by smartphone app (TRUMA) • Smoke detector • Switch at the entrance door for ceiling lamp • Switching power supply 350 W • Fuse box (230 V) with fault-current circuit breaker (protective safety switch) • Spot light(s)(LED / 12 V) • Sockets 230 V • TFT operating panel (CI BUS board management)

* depending on the model

** at 700 SFD

Signs and symbols - see page 87

BRILLANT

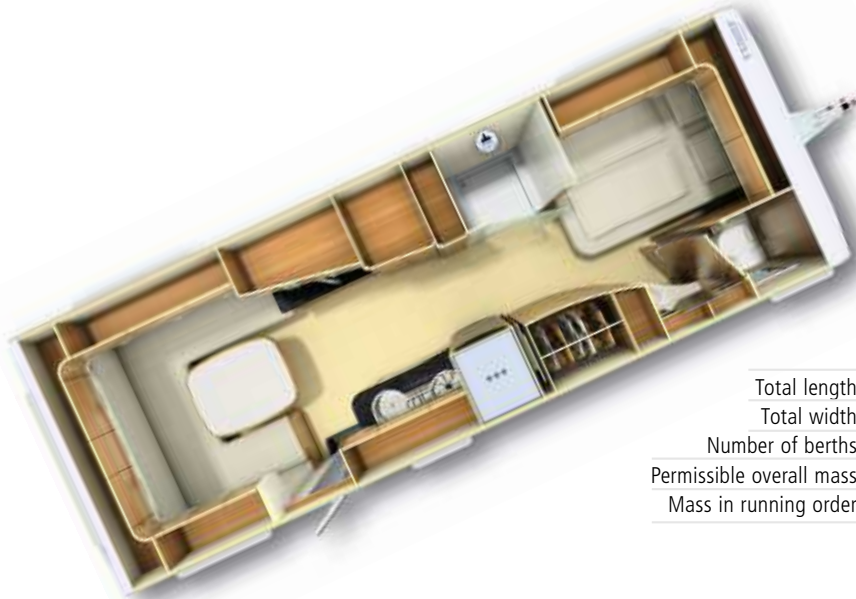


Brillant – living world Palazollo. Layout 700 TFD

Brillant – living world Avellino (special equipment). Layout 650 TF



650 TF			
Total length	cm	893	
Total width	cm	250	
Number of berths		4	
Permissible overall mass	kg	2400 / 2500 ^{h)}	
Mass in running order	kg ^{c)}	2023	



700 TFD			
Total length	cm	934	
Total width	cm	250	
Number of berths		4	
Permissible overall mass	kg	2400 / 2500 ^{h)}	
Mass in running order	kg ^{c)}	2173	

Dimensions and weights of all series and models as from page 84
Signs and symbols - page 87

BRILLANT

FENDT-CARAVAN

	Saphir	Bianco <i>SELECTION</i> <i>ACTIV</i>	Tendenza	Opal	Diamant	Brillant
Chassis						
· Towbar cover overrun device “white”	●	●	●	●	●	●
· Alloy wheel rims - silver			●	●	●	
· Alloy wheel rims - polished black						●
· AAA braking system, self-adjusting (AL-KO)	●	●	●	●	●	●
· Towbar cover “white”	●	●	●	●	●	●
· Euro axis system (AL-KO)	●	●	●	●	●	●
· Low profile tyres	●	●	●	●	●	●
· Tyre repair kit					●	
· Reversing mechanism	●	●	●	●	●	●
· Safety clutch AKS 3004 (AL-KO)	●	●	●	●	●	●
· Stabilform corner steadies galvanized	●	●	●	●		
· Stabilform corner steadies galvanized with „Big Foot” (AL-KO)					●	●
· Shock absorbers	●	●	●	●	●	●
· Supporting wheel with load indicator	●	●	●	●	●	●
· System lightweight chassis fully galvanized (AL-KO)	●	●	●	●	●	●
· Extended crank supports	●	●	●	●	●	●
· Permit to travel 100 km/h	●	●	●	●	●	●
Outside construction						
· 3rd brake light integrated	●	●	●	●	●	●
· Outside stowage compartment	●	●	●	●	●	●
· Hinged quarter window double glazed, tinted, with single-hand control and combined fly screen / blackout roller blinds	●	●	●	●	●	●
· Floor, coated by glass-fibre reinforced plastics					●	●
· Front partly in LFI technology	●	●	●	●	●	
· Front and rear ends in LFI technology						●
· Roof made of glass-fibre reinforced plastics						●
· Roof rails						●
· Entrance door with integrated and insulated entrance, waste collector and shelf, tinted window and plated shade in the upper area of the entrance door	●	●	●	●	●	●
· Bottle crate cover with gas pressure absorber and three-point locking mechanism	●	●	●	●	●	●
· Mosquito net door in entrance area			●	●	●	●
· Rear fog lamps (2 units)	●	●	●	●	●	●
· Fully insulated wheel housings	●	●	●	●	●	●
· Two-point manoeuvring handles (4 units)	●	●	●	●	●	●
· Spare wheel on steel rim						●
· Spare wheel holder in bottle crate	●	●	●	●	●	●
· Reversing lights (2 units)	●	●	●	●	●	●
· Sandwich construction	●	●	●	●	●	●
· Awning light (LED)	●	●	●	●	●	●
· Central locking system	●	●	●	●	●	●
· Forced ventilation in conformity with EN standard 1645-1	●	●	●	●	●	●

Standard

● as a standard



Fendt Caravan novelties in the outside area

The top novelties in the outside area of Fendt Caravans.




- (1) Towbar cover, gas cylinder box, supporting wheel with load indicator, safety clutch AKS 3004 (all series)
- (2) Alloy wheel rims (Tendenza, Opal, Diamant)
- (3) New entrance door, massively built (all series), waste collector on the inside of the door, blackout roller blinds integrated in the window, reinforced Door frame in stepping area, more space for entering and leaving, metal lock, complete mosquito net door (Tendenza, Opal, Diamant, Brilliant)
- (4) AAA braking system, self-adjusting (AL-KO) (all models)



The various kitchens and their equipment

There are four different kitchen variants in Fendt Caravans - some of them especially tailor-made for certain models.

- (1) Kitchen with (super) slim tower refrigerator (depending on series and model)
- (2) Stand-alone kitchen (Saphir, Bianco Selection, Bianco Activ, Tendenza, Opal; depending on the model in each case)
- (3) L kitchen (Bianco Activ 495 SFE, Opal 560 SRF)
- (4) Rear kitchen (Bianco Selection 390 FH, Bianco Activ 390 FHE)



The choice of beds for Fendt Caravan

With the Fendt Caravan series, you have the choice between five bed variants - some of them are available every exclusively for one single series only.

- (1) Bunk bed lengthwise or crosswise (Saphir, Bianco Selection; depending on the model in each case)
- (2) Double beds lengthwise (Saphir, Bianco Selection, Bianco Activ, Tendenza, Opal, Diamant, Brillant; depending on the model in each case)
- (3) Transversal bed (Saphir, Bianco Selection; depending on the model in each case)
- (4) Single beds (Saphir, Bianco Selection, Bianco Activ, Tendenza, Opal, Diamant; depending on the model in each case)
- (5) Queen-size bed (Brillant; depending on the model in each case)



Different bathroom variants at Fendt Caravan

With the Fendt Caravan series, you have the choice between three different, comfortable bathroom variants. Here are some illustrations to exemplify this:



- (1) New central washing area (Saphir, Bianco Selection, Bianco Activ, Tendenza, Opal, Diamant, Brillant; depending on the model in each case)
- (2) Rear washing area with shower (Saphir, Opal; depending on the model in each case)
- (3) Freestanding washing area (Saphir, Bianco Selection, Bianco Activ, Tendenza, Opal, Brillant; depending on the model in each case)

		445 TFB	465 SFB	465 SQ	465 TG	495 SF	495 SFB
Total length	cm	677	703	703	703	722	722
Body length	cm	542	568	568	568	587	587
Useful length	cm	475	500	500	500	520	520
Total width	cm	232	232	232	232	232	232
Maximum height	cm	263	263	263	263	263	263
Headroom	cm	195	195	195	195	195	195
Number of berths		4	4	4	4	4	4
Bed size in front	cm	140 x 200	140 x 200	140 x 210	2 x 80 x 200	157/126 x 210	140 x 200
Bed size in rear	cm	133 x 210	142 x 210	137/139 x 210	120/110 x 210	140 x 200	158/133 x 210
Bed size in centre	cm	-	-	-	-	-	-
Bed size of bunk	cm	-	-	-	-	-	-
Permissible overall mass	kg	1500 g)	1500 g)	1500 g)	1500 g)	1600 / 1700 h) g)	1600 / 1700 h) g)
Own weight	kg b)	1160	1230	1230	1210	1280	1270
Basic equipment	kg a)	48	48	48	48	48	48
Mass in running order	kg c)	1208	1278	1278	1258	1328	1318
Payload	kg ca.	292	222	222	242	272 / 372 h)	282 / 382 h)
Floor / roof / wall thickness	mm	47 / 39 / 31	47 / 39 / 31	47 / 39 / 31	47 / 39 / 31	47 / 39 / 31	47 / 39 / 31
Tyres	i)	205/65 R 15	205/65 R 15	205/65 R 15	205/65 R 15	195/70 R 15 C	195/70 R 15 C
Single / double axle		1	1	1	1	1	1
Awning size	cm	932	958	958	958	977	977

		390 FH Selection	435 SF Selection	445 TFB Selection	465 SFB Selection	465 TG Selection	495 SF Selection
Total length	cm	602	652	677	703	703	722
Body length	cm	467	517	542	568	568	587
Useful length	cm	401	450	475	500	500	520
Total width	cm	232	232	232	232	232	232
Maximum height	cm	263	263	263	263	263	263
Headroom	cm	195	195	195	195	195	195
Number of berths		3	3	4	4	4	4
Bed size in front	cm	140 x 200	140 x 200	140 x 200	140 x 200	2 x 80 x 200	140 x 200
Bed size in rear	cm	106/97 x 186	135/90 x 190	133 x 210	142 x 210	120/110 x 210	144/130 x 210
Bed size in centre	cm	-	-	-	-	-	-
Bed size of bunk	cm	-	-	-	-	-	-
Permissible overall mass	kg	1300 g)	1500 g)	1500 g)	1500 g)	1500 g)	1600 / 1700 h) g)
Own weight	kg b)	1050	1170	1170	1220	1220	1300
Basic equipment	kg a)	48	48	48	48	48	48
Mass in running order	kg c)	1098	1218	1218	1268	1268	1348
Payload	kg ca.	202	282	282	232	232	252 / 352 h)
Floor / roof / wall thickness	mm	47 / 39 / 31	47 / 39 / 31	47 / 39 / 31	47 / 39 / 31	47 / 39 / 31	47 / 39 / 31
Tyres	i)	205/65 R 15	205/65 R 15	205/65 R 15	205/65 R 15	205/65 R 15	195/70 R 15 C
Single / double axle		1	1	1	1	1	1
Awning size	cm	857	907	932	958	958	977

515 SG	560 SF	560 SKM	650 SKM	700 SFD	700 SGD
751	772	772	861	902	902
616	636	636	727	768	768
550	570	570	660	700	700
232	250	250	250	250	250
263	263	263	262	262	262
195	195	195	195	195	195
4	4	5	6	4	4
1x80x190/1x80x200	142/147 x 230	140 x 190	150 x 200	156/147 x 230	156/147 x 230
142/131 x 210	160 x 200	80 x 190	142 x 106	-	2 x 90 x 200
-	-	112/118 x 200	112 x 200	150 x 200	-
-	-	80 x 190	80 x 190	-	-
1600 / 1700 h) g)	1700 g)	1700 g)	2000 g)	2000 g)	2000 g)
1360	1440	1450	1680	1760	1750
48	48	40	48	40	40
1408	1488	1490	1728	1800	1790
192 / 292 h)	212	210	272	200	210
47 / 39 / 31	47 / 39 / 31	47 / 39 / 31	47 / 47 / 31	47 / 47 / 31	47 / 47 / 31
195/70 R 15 C	195/70 R 15 C	195/70 R 15 C	185 / 65 R 14	185 / 65 R 14	185 / 65 R 14
1	1	1	2	2	2
1006	1026	1026	1117	1158	1158

515 SG Selection	515 SKE Selection	515 SKM Selection	550 SKM Selection	390 FHE Activ	465 SGE Activ	495 SFE Activ	515 SGE Activ
751	751	751	772	602	703	722	751
616	616	616	636	467	568	587	616
550	550	550	570	401	500	520	550
232	232	232	232	232	232	232	232
263	263	263	263	263	263	263	263
195	195	195	195	195	195	195	195
4	5	5	5	3	2	4	4
1x80x190/1x80x200	1x73x196/1x80x191	140 x 210	140 x 200	140 x 200	2 x 80 x 200	142/121 x 210	1x80x200/1x80x205
142/131 x 210	142/131 x 210	80 x 210	80 x 210	106/97 x 186	-	140 x 200	142/121 x 210
-	-	97 x 195	102 x 179	-	-	-	-
-	77x191	75 x 216	75 x 216	-	-	-	-
1600 / 1700 h) g)	1600 / 1700 h) g)	1600 / 1700 h) g)	1600 / 1700 h) g)	1500 g)	1600 / 1700 h) g)	1700 g)	1700 g)
1360	1340	1360	1380	1060	1280	1270	1370
48	48	48	48	53	53	53	53
1408	1388	1408	1428	1113	1333	1323	1423
192 / 292 h)	212 / 312 h)	192 / 292 h)	172 / 272 h)	387	267 / 367 h)	377	277
47 / 39 / 31	47 / 39 / 31	47 / 39 / 31	47 / 39 / 31	47 / 39 / 31	47 / 39 / 31	47 / 39 / 31	47 / 39 / 31
195/70 R 15 C	195/70 R 15 C	195/70 R 15 C	195/70 R 15 C	205/65 R 15	195/70 R 15 C	195/70 R 15 C	195/70 R 15 C
1	1	1	1	1	1	1	1
1006	1006	1006	1026	857	958	977	1006

		465 SFB	495 SF	515 SG	465 SFB	465 TG	495 SFB
Total length	cm	703	722	751	703	703	722
Body length	cm	568	587	616	568	568	587
Useful length	cm	500	520	550	500	500	520
Total width	cm	232	232	232	232	232	232
Maximum height	cm	263	263	263	263	263	263
Headroom	cm	195	195	195	195	195	195
Number of berths		4	4	4	4	4	4
Bed size in front	cm	140 x 200	140 x 200	1x80x190/1x80x200	140 x 200	2 x 80 x 200	140 x 200
Bed size in rear	cm	142 x 210	144/130 x 210	142/131 x 210	142 x 210	120/110 x 210	142 x 210
Bed size in centre	cm	-	-	-	-	-	-
Bed size of bunk	cm	-	-	-	-	-	-
Permissible overall mass	kg	1500 g)	1600 / 1700 h) g)	1600 / 1700 h) g)	1500 g)	1500 g)	1600 / 1700 h) g)
Own weight	kg b)	1260	1320	1370	1230	1220	1300
Basic equipment	kg a)	53	53	53	48	48	48
Mass in running order	kg c)	1313	1373	1423	1278	1268	1348
Payload	kg ca.	187	227 / 327 h)	177 / 277 h)	222	232	252 / 352 h)
Floor / roof / wall thickness	mm	47 / 39 / 31	47 / 39 / 31	47 / 39 / 31	47 / 39 / 31	47 / 39 / 31	47 / 39 / 31
Tyres	i)	205/65 R 15	195/70 R 15 C	195/70 R 15 C	205/65 R 15	205/65 R 15	195/70 R 15 C
Single / double axle		1	1	1	1	1	1
Awning size	cm	958	977	1006	958	958	977

		550 SG	560 SG	650 SG	650 TF	700 TFD
Total length	cm	772	772	861	893	934
Body length	cm	636	636	727	769	809
Useful length	cm	570	570	660	660	700
Total width	cm	232	250	250	250	250
Maximum height	cm	263	263	262	276	276
Headroom	cm	195	195	195	195	195
Number of berths		4	4	4	4	4
Bed size in front	cm	1x80x195/1x80x200	1x90x195/1x90x200	2 x 90 x 200	200 x 150	190 x 150
Bed size in rear	cm	147/142 x 210	147/142 x 230	190/152 x 230	187/141 x 230	187/133 x 230
Bed size in centre	cm	-	-	-	-	-
Bed size of bunk	cm	-	-	-	-	-
Permissible overall mass	kg	1800 g)	1900 / 2000 h) g)	2000 g)	2400 / 2500 h)	2400 / 2500 h)
Own weight	kg b)	1470	1540	1800	1970	2120
Basic equipment	kg a)	53	53	53	53	53
Mass in running order	kg c)	1523	1593	1853	2023	2173
Payload	kg ca.	277	307 / 407 h)	147	377 / 477 h)	227 / 327 h)
Floor / roof / wall thickness	mm	47 / 39 / 31	47 / 39 / 31	47 / 47 / 31	47 / 47 / 31	47 / 47 / 31
Tyres	i)	205/70 R 15 C	215/70 R 15	185/65 R 14	205 / 60 R 15	205 / 60 R 15
Single / double axle		1	1	2	2	2
Awning size	cm	1026	1026	1117	1112	1153

Dimensions and weights of all series

		515 SG	520 SFB	550 SG	560 SG	560 SRF	650 SFD
Total length	cm	751	722	772	772	772	861
Body length	cm	616	587	636	636	636	727
Useful length	cm	550	520	570	570	570	660
Total width	cm	232	250	232	250	250	250
Maximum height	cm	263	263	263	263	263	262
Headroom	cm	195	195	195	195	195	195
Number of berths		4	4	4	4	4	4
Bed size in front	cm	1x80x190/1x80x200	150 x 200	1x80x200/1x80x195	1x90x200/1x90x195	150 x 200	164/151 x 230
Bed size in rear	cm	142/131 x 210	142 x 230	147/133 x 210	147/133 x 230	213/162 x 230	-
Bed size in centre	cm	-	-	-	-	-	150 x 200
Bed size of bunk	cm	-	-	-	-	-	-
Permissible overall mass	kg	1600 / 1700 h) g)	1600 / 1700 h) g)	1700 g)	1700 / 1800 h) g)	1700 / 1800 h) g)	2000 g)
Own weight	kg b)	1360	1350	1410	1460	1440	1700
Basic equipment	kg a)	48	48	48	48	48	40
Mass in running order	kg c)	1408	1398	1458	1508	1488	1740
Payload	kg ca.	192 / 292 h)	202 / 302 h)	242	192 / 292 h)	212 / 312 h)	260
Floor / roof / wall thickness	mm	47 / 39 / 31	47 / 39 / 31	47 / 39 / 31	47 / 39 / 31	47 / 39 / 31	47 / 47 / 31
Tyres	i)	195/70 R 15 C	195/70 R 15 C	195/70 R 15 C	205/70 R 15 C	205/70 R 15 C	185/65 R 14
Single / double axle		1	1	1	1	1	2
Awning size	cm	1006	977	1026	1026	1026	1117

Signs and symbols:

- a) 100 percent filled aluminium gas cylinder (11 kg), fresh-water tank with ten litre filling in running order, 100 percent filled toilet flushing tank, 100 percent filled water heater
- b) The dead weight reflects the vehicle weight with standard equipment without water, gas or other accessories
- c) The mass in running order was determined in conformity with Ordinance (EU) 1230/2012 under consideration of the filling in running order of the fresh water tank, of the 100 percent filled toilet flushing tank, of the the 100 percent water heater and an aluminium gas cylinder (11 kg) filled a 100 percent
- d) Loading capacity of the fresh water tank in keeping with Enclosure V, Part A, Fig. 2.6 Fn(h) of Ordinance (EU) 1230/2012 under consideration of the movement limitation (drain nozzle at the fresh water tank) 10 l filling in running order)
- e) Loading capacity of the fresh water tank maximum 25 litres or 45 litres under consideration of the drain nozzle in the fresh water tank
- g) By installing a new chassis, additional weight variants are possible - your trading partner will be pleased to inform you
- h) Permitted weight
- i) Alternative tyre sizes permitted by manufacturer

Important notes:

The catalogue and the price list reflex the state at the time of printing. Despite the examination of the content, printing errors cannot be excluded. In the course of the model year, we reserve the right to carry out equipment changes and product improvements. Typographical and photo-technical colour differences cannot be excluded completely.

The models depicted in the catalogue and in the price list contain special equipment and/or decorations in parts, which do not belong to the standard scope of supply.

In case of weights, deviations of up to +/- 5 percent are possible due to the use of natural materials. When fitting accessories, the mass in roadworthy condition is increased. Additions to the vehicle may have an effect on the support load. All dimensions are non-binding and may be subject to slight changes.

Data of masses and weights are rendered in conformity with Ordinance (EU) 1230 / 2012, provided no deviating data are rendered in the catalogue including technical data and pricelist.

Caution: Axle and drawbar loads as well as the observation of the technically permissible overall mass have to be observed. The observation of the permissible masses and load has to be ensured by a distribution of the load in the vehicle.

Equipment may have an influence on the payload and/or load capacity by increasing / reducing the empty weight. It has to be observed that the load capacity may be lower depending on the equipment. The payload corresponds to the difference between the technically permissible overall mass and the mass in the roadworthy condition. This value shall have to take into consideration the mass for special accessories and personal equipment.

The technically permissible overall weight in loaded condition must not be exceeded by any means. Please ask your specialist Fendt Caravan dealer, if and when necessary.

We reserve the right to change prices, constructions and equipment.

+++ Six years guarantee for tightness of body connections: This guarantee is valid only in conjunction with the annual chargeable inspection at an authorised Fendt Caravan dealer +++ Certification in conformity with ISO 9001:2008 +++ Environmental management certification in conformity with ISO 14001:2004 +++ Metallic paint +++ 47 mm floor thickness for ideal insulation values +++ Rain and sunblind rails at the windows +++ Drain cocks for uncomplicated emptying of water conduits +++ Solid screwed connections +++ Two-parts side-wall sheet metal +++ Stable furniture made of plywood glued several times +++ Extra robust hinges, put-up hinges and seals +++ Two-pole ground fault circuit breaker with 30 mA

2017

Fendt-Caravan GmbH • Postfach 1135 • D-86689 Mertingen
Tel.+49 (0) 90 78 / 96 88 - 0 • Fax +49 (0) 90 78 / 96 88 - 406